



SA'15

REPORT ON THE ANALYZED SUBSTANCES IN SPAIN BY ENERGY CONTROL DURING 2015

A PROGRAM OF THE ASSOCIATION:



PARTNERS:



SECRETARÍA DE ESTADO
DE SERVICIOS SOCIALES
E IGUALDAD
DELEGACIÓN DEL GOBIERNO
PARA EL PLAN NACIONAL SOBRE DROGAS

PRESENTATION

This report presents the synthetic substances, tested by Energy Control's National Drug Checking Service, their adulteration and the users' profile.

The Drug Checking Service aims to approach the drug user population and improve knowledge on the dynamics that occur in the illegal drug market. The information gathered allows acting quickly regarding emergent phenomenon and adapting the responses to the new needs.

Although we should highlight the limitations of extrapolating the data collected by Energy Control, they do provide us a first approximation of what are the most consumed drugs and their composition.

The samples were analyzed at the IMIM (Medical Research Institute of Hospital del Mar), located in the Barcelona Biomedical Research Park (PRBB), collaborating with EC since the year 2000.

The 2015 report describes the composition of the main analyzed substances (MDMA, Cocaine, Speed, Ketamine and LSD). In the case of ecstasy (MDMA), its composition varies depending on whether it is in crystal form or dosed in tablets. Therefore, in this report, they are presented separately, by the format in which this substance has appeared in our analysis service. For more information consult this article, that details the differences in ecstasy samples tested over a period of 15 years.

<http://www.ncbi.nlm.nih.gov/pubmed/27129144>

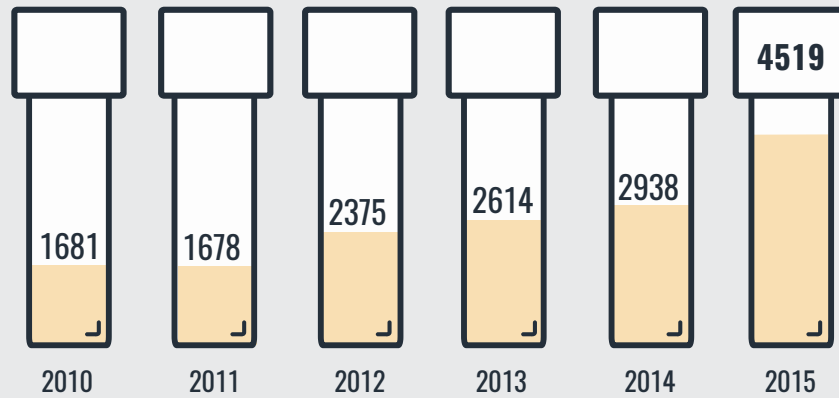
Each of these substances varies considerably regarding purity levels and the number and type of adulterants present. This means the users are facing not only the risks inherent to the substance but also the risks of adulteration. The only way to be certain about the composition of a drug it is to test it.

This report also includes socio-demographic data of the people who contact the service and their consumption profiles. It was also important to gather information on where they acquire their substances and how they combine them.

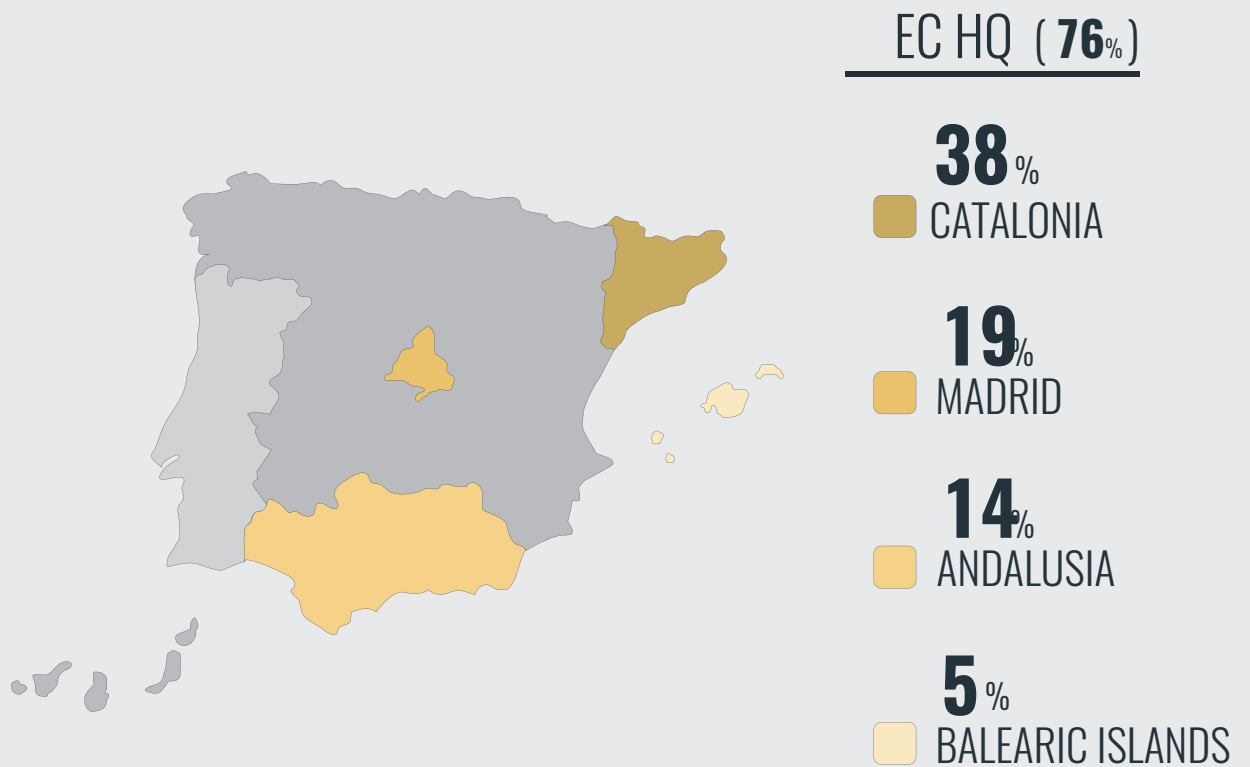
Energy Control
Drug Checking Service

OVERVIEW

NUMBER OF SAMPLES ANALYZED




ORIGIN OF THE ANALYZED SAMPLES



This data is the result of drug testing results made by Energy Control in 2015 and may not represent accurately the actual Spanish drug market. More info in www.energycontrol.org

ANALYZED SUBSTANCES



1660
MDMA



973
COCAINE



829
SPEED

77% OF THE TOTAL ANALYSED

263
KETAMINE

147
LSD

275
NPS

51
OPIATES

206
UNKNOWN

115
OTHERS

ALERTS



158 ALERTS

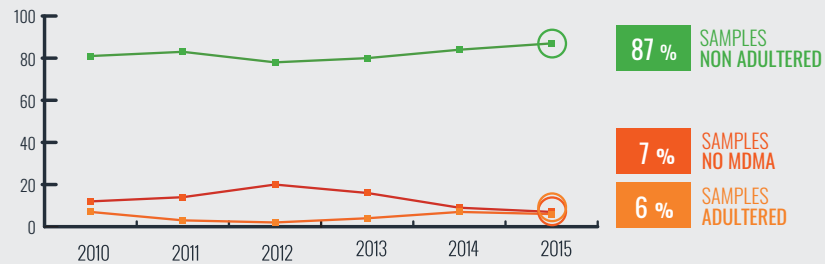


MONTHS WITH THE MOST NUMBER OF ALERTS

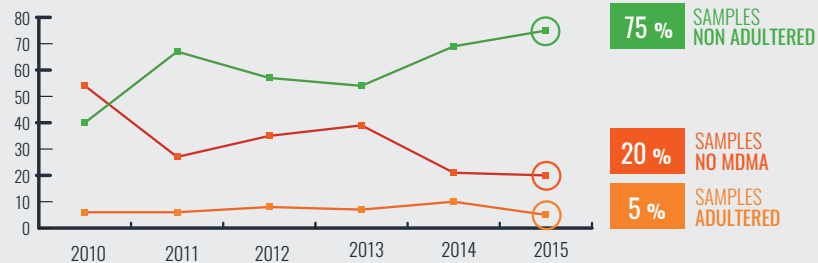
This data is the result of drug testing results made by Energy Control in 2015 and may not represent accurately the actual Spanish drug market. More info in www.energycontrol.org

ADULTERATION 2010/15

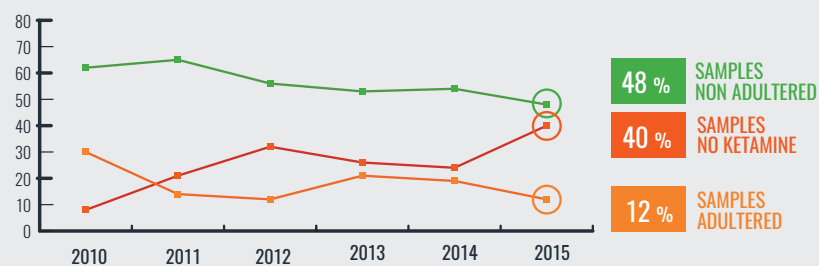
MDMA CRYSTAL EVOLUTION



MDMA PILL EVOLUTION

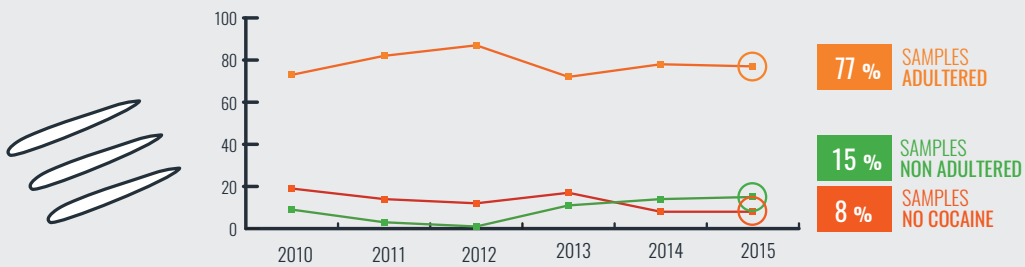


KETAMINE EVOLUTION

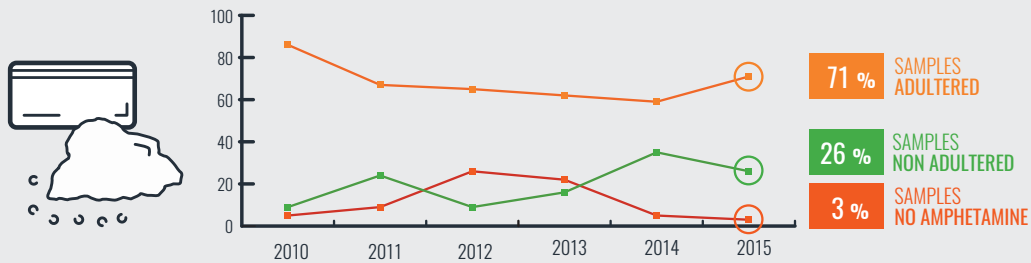


ADULTERATION 2010/15

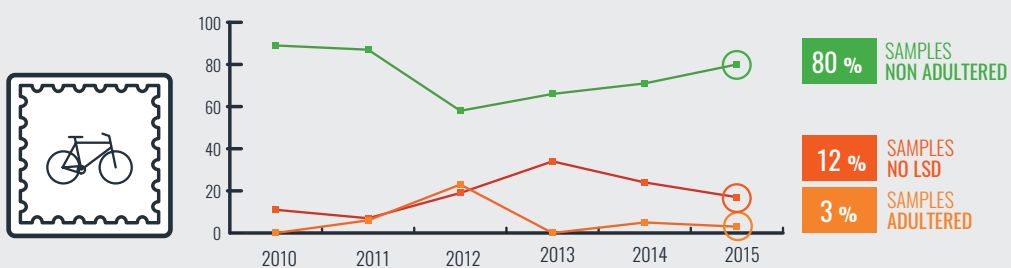
COCAINE EVOLUTION



SPEED EVOLUTION



LSD EVOLUTION



GENERAL OVERVIEW

Substances used in recreational settings vary considerably regarding their levels of purity, number and type of adulterants. Ecstasy and LSD are the less adulterated substances in 2015. The purity of cocaine, ketamine and speed has decreased.

Number of analyzed samples

In 2015, a total of 4.419 samples of different psychoactive substances, were collected in Spain, representing an increment of 54% over the previous year. This is the result of the good acceptance that the Drug Checking Service has among drug users.

Source

The analyzed samples mainly come from the four regions in which Energy Control is based.

>> Catalonia: 1726

>> Andalusia: 620

>> Madrid: 840

>> Balears: 246

The four delegations represent 76% of all tested samples.

Analyzed Substances

No major changes are observed regarding the type of analyzed substances in recent years. As in previous years, the types of substances most often received in the Drug Checking Service match the most used ones in recreational spaces: ecstasy, cocaine and speed.

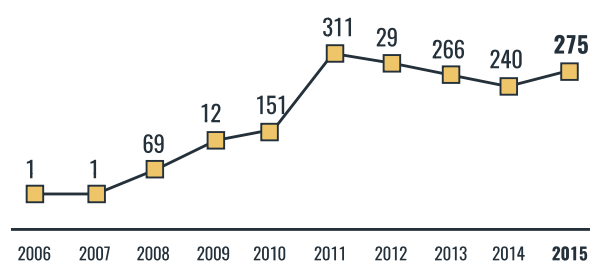
In 2015, MDMA, cocaine and speed remain the most tested substances, representing 77% of all analysis.

Comparing the type of substances analyzed to prior years, we note that the number of analysis of ecstasy, cocaine and ketamine has slightly increased and the number of analysis of Speed and LSD has decreased.

New Psychoactive Substances (NPS)

In 2015, a total of 275 samples of these new drugs were tested, which allowed the identification of 81 different substances. The number of analysis of NPS has increased 9% (in 2014, 240 were tested). The decline of demands to tested new drugs, observed from 2012 to 2014 is subsiding.

Evolution of the number of NPS



The number of NPS tested has also increased, reaching its highest number in 2015.

Evolution of the number of NPS tested

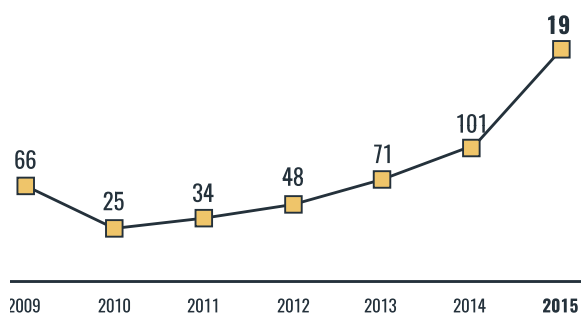


Like in previous years, the most demanded new substances to test were 2C-B (25%), methoxetamine (6%) and mephedrone (5%).

11 samples of the so called Legal Highs were tested, which translates in a 50% decrease regarding 2014 (where 41 legal highs products were analyzed). These are products sold as substitutes for illegal drugs, which do not specify their composition on their packaging, or when they do this information is either false or incomplete. The analysis revealed that in most cases they were synthetic cannabinoids and synthetic cathinones.

In addition, the NPS are still present as adulterants of illegal drugs. New drugs were found as adulterants in "traditional drugs" in 195 samples. The detection of these new drugs as adulterants is a phenomenon monitored by Energy Control since 2009, following the high adulteration of ecstasy. However, in recent years its detection has been increasing, reaching its highest peak in 2015.

Evolution of the number of PNS as adulterants



Warnings

In 2015, 158 alerts were issued. The months with more alerts were April and May. The alerts were published when toxic substances or high doses were detected. 78 pills with doses of MDMA higher than 150 mg have been considered alerts.

When new drugs or dangerous substances such as PMMA were first detected, they were reported to the National Early Warning System (SEAT). The number of alerts reported to SEAT has increased in recent years. In 2014, 11 substances were reported and in 2015, 49.

In 2015 the Superman tablets have excelled with different compositions. A dangerous composition has been detected 9 times: a mixture of PMMA and amphetamine. PMMA is a potentially toxic and deadly substance in the amounts detected in these pills. It's important to be aware that the fatal dose of PMMA is relatively low. Intoxication cases under 50 mg have been detected and the doses that these pills presented are much higher (140 mg). In addition it has also appeared in combination with amphetamine which can aggravate its toxic effects. Other NPS have been detected in the Superman

Pills such as 5-MeO-MIPT.

Adulteration from 2010 to 2015

The number of adulterated samples varies depending on the type of the substance. When talking about adulteration we include both samples carrying the target substance mixed with adulterants as well as samples that do not carry the desired substance and contain other compounds replacing the desired one.

MDMA is a substance with little adulteration. In the past 6 years we tested mainly unadulterated samples. In the case of MDMA sold in pills, the number of samples that didn't contain MDMA has decreased over the years. In 2010, 54% of analyzed pills didn't contain MDMA whereas in 2015 the number of pills without ecstasy has been reduced to 20%.

However, substances such as speed and cocaine are mainly tampered. It's very common to find the expected substance mixed with other adulterants. In the last 6 years both the adulterants and the adulteration levels have been quite stable.

In the case of ketamine, adulteration has increased in the last 6 years, especially the percentage of samples that did not contain ketamine and had other substances of the same family such as methoxetamine, deschloroketamine and metoxydiphenidine replacing ketamine. In 2015 the percentage of the samples that did not contain ketamine has increased considerably when compared with 2010. In 2010, 8% of the samples analyzed contained no Ketamine and in 2015 this percentage increased up to 40%.

The composition of LSD samples has undergone many changes over the last 6 years. In 2015, the market of LSD has recovered stability and adulteration values have decreased compared to those we detected in 2010 and 2011. From 2012 to 2014 it was common to find fake hallucinogenic amphetamines sold as LSD. In 2013, 34% of the analyzed samples didn't contain LSD. In 2015, the percentage of samples tested without LSD has been reduced to 12%.

CRYSTAL MDMA

1036 SAMPLES ANALYZED IN ENERGY CONTROL

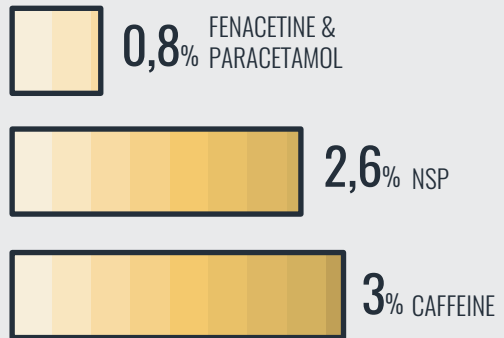
SUBSTANCE PURITY



76%
AVERAGE
PURITY

98% | 2%
PUREST SAMPLE | LESS PURE

MAIN ADULTERANTS



MIXES




36%
SPEED



34%
CANNABIS

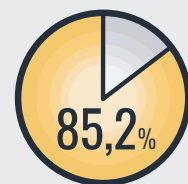
INTAKE METHOD



85%
ORAL

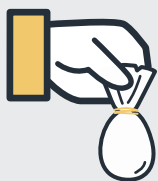
USERS

839
PEOPLE



28 YO
MEN

TYPE OF SOURCE AND AVERAGE PRICE



67%
BOUGHT THEIR SAMPLES TO
TRUSTABLE DEALERS



38€

This data is the result of drug testing results made by Energy Control in 2015 and may not represent accurately the actual Spanish drug market. More info in www.energycontrol.org

MDMA IN CRYSTAL

MDMA, in its crystal format, is a substance that presents low levels of adulteration. In 2015, 81% of analyzed samples contained untainted MDMA. This value is slightly inferior to the one detected in 2014 (84%).

■ General Overview

1.036 analyzed samples

87% didn't contain adulterants

6% contained adulterants

7% without the desired substance

■ Purity

MDMA's purity levels were high. The average purity level detected in 93% of samples containing MDMA (with or without adulterants) has been 76%. If compared to previous years, the purity levels have remained quite stable, between 71 and 78%.

■ Adulteration

6% of tested samples were adulterated and 7% didn't contain MDMA. They mainly contained stimulant substances such as caffeine or new generation stimulants such as cathinones.

■ Risk of adulterants

Caffeine: stimulant. Slightly raises body temperature, breathing rate and the secretion of gastric acid. Big amounts can cause anxiety, irritability, insomnia, sweating, tachycardia and diarrhea.

NPS: substances for which there is limited or nonexistent clinical research data neither in animals nor humans, therefore their possible risks to the user's health are unknown. Some of these new drugs, such as alpha-PVP (or "Flakka"), can be dangerous if consumed at similar doses to those used for ecstasy.

Phenacetine: Painkiller widely used in the past and currently withdrawn from the Spanish market due to its toxicity. It can cause liver toxicity. Like with paracetamol, mixing it with alcohol should be avoided. In a small group of people it can injure red blood cells, causing a lack of oxygen in tissues that can cause unconsciousness, respiratory depression or cardiac arrest. Chronic use is associated with nephrotoxicity and may occur with incontinence or back pain. It is also associated with methemoglobinemia and seems to have carcinogenic potential.

Phenacetine, like paracetamol, is added to cocaine for its bitter taste.

Paracetamol: Analgesic and antipyretic of current use. Toxic to the liver in high doses. Because alcohol is also metabolized by the liver, it should not be combined with Paracetamol as the risk of hepatotoxicity is increased.

■ Routes of administration

MDMA is mainly consumed orally. 85% of people who used it before the analysis consumed it orally. 14,5% had snorted it.

■ Common combinations

Half the people who reported mixing MDMA with other substances did so with other stimulants (speed and cocaine). More than a third of the people who had consumed it before the analysis had mixed it with cannabis.

■ Users

839 people

Male: 85.2%

Average age: 28 years old

In 67% of cases, MDMA samples were acquired from reliable people. 25% of users reported having acquired it to strangers (at a party or previously).

MDMA PILL

624 SAMPLES ANALYZED IN ENERGY CONTROL

DOSAGE DETECTED

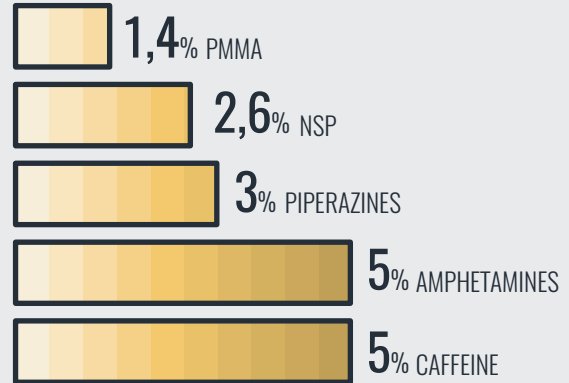


111mg
AVERAGE
PURITY

284_{mg} HIGHER DOSAGE

2_{mg} LOWER DOSAGE

MAIN ADULTERANTS



MIXES



52%
ALCOHOL



18%
SPEED

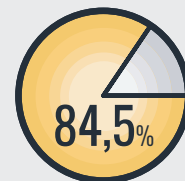
INTAKE METHOD



93%
ORAL

USERS

568
PEOPLE



30 YO
MEN

TYPE OF SOURCE AND AVERAGE PRICE



61%
BOUGHT THEIR SAMPLES TO
TRUSTABLE DEALERS



8 €

This data is the result of drug testing results made by Energy Control in 2015 and may not represent accurately the actual Spanish drug market. More info in www.energycontrol.org

MDMA IN PILLS

The adulteration of pills was the lowest observed in the last 5 years. In 2015, 75% of the analyzed samples contained unadulterated MDMA. Doses detected in ecstasy tablets have increased over the last five years.

■ General Overview

624 tested samples

75% unadulterated samples

5% adulterated samples

20% samples without MDMA

■ Doses

The dose of ecstasy in recent years has been increasing. In 2010 the average dose of MDMA detected was 82 mg and gradually has been rising with the average dose detected in 2015 being 111 mg. Moreover, following the trend of 2014, tablets with a high amount of ecstasy have been detected, some with more than 225 mg.

■ Adulteration

5% of analyzed samples were adulterated, mainly with other stimulants such as amphetamine and caffeine. 17% contained other substances that intended to mimic the effects of MDMA. 3% of pills didn't contain any active substance.

■ Risks of Adulterants

Caffeine: stimulant. Slightly raises body temperature, breathing rate and the secretion of gastric acid. Big amounts can cause anxiety, irritability, insomnia, sweating, tachycardia and diarrhea.

Amphetamine and methamphetamine: Potent stimulants of the central nervous system. If taken in the same doses than MDMA, can cause unpleasant side effects: insomnia for many hours, nervousness, anxiety, paranoia...

Piperazines: stimulants, empathogens, hallucinogenic and euphoric effects. Often produce stomach and kidney pain, headache, nausea, vomiting, anxiety, pupil dilation, difficulty focusing vision and strong hangovers.

NPS: substances for which there is limited or nonexistent clinical research data neither in animals nor humans, therefore the potential risks to the user's health are unknown. The NPS detected as adulterants in ecstasy pills are: cathinones such as ethylone, methylone, mephedrone and 4-MEC.

and substances from the 2Cx family such as 2C-B, 2C-E and 2C-I.

PMMA: It is a toxic substance. Its consumption has been directly linked with cases of fatal poisonings in several European countries, for example in the UK and Sweden. PMMA is much more toxic than MDMA or ecstasy. It is important to be aware that the fatal dose of PMMA is relatively low.

■ Routes of administration

Although primarily MDMA tablets are taken orally, a small part of the contacted population reported snorting it.

■ Frequent Combinations

Ecstasy in pills is mainly used with alcohol and other stimulants such as speed and cocaine. We can highlight the differences in combinations when ecstasy is taken in pills or in crystal format. In addition, 8% of people who reported mixing pills with other substances declared to have combined it with MDMA, as if it was a different substance.

■ Users

568 contacted people

84,5% male

Average age: 30 years old

61% of the pills were acquired to someone they trusted. 29% reported acquiring the pills to strangers (at a party or previously).

COCAINE

973 SAMPLES ANALYZED IN ENERGY CONTROL

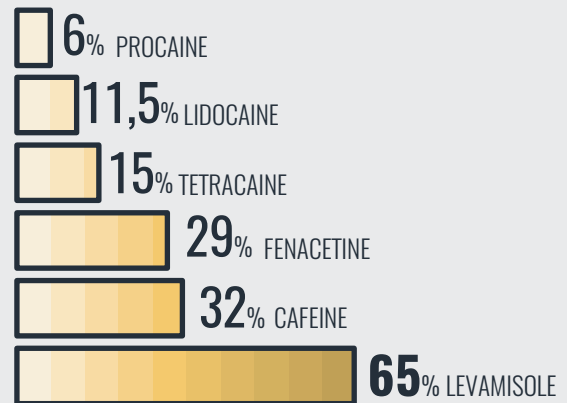
SUBSTANCE PURITY



55%
AVERAGE
PURITY

98% PUREST
SAMPLE | **1%** LESS
PURE

MAIN ADULTERANTS



MIXES



52%
ALCOHOL



23%
CANNABIS

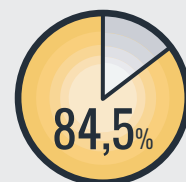
INTAKE METHOD



90%
SNIFFED

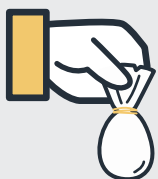
USERS

567
PEOPLE




32 YO
MEN

TYPE OF SOURCE AND AVERAGE PRICE



78%
BUY THEIR SAMPLES TO
TRUSTABLE DEALERS



55€

This data is the result of drug testing results made by Energy Control in 2015 and may not represent accurately the actual Spanish drug market. More info in www.energycontrol.org

COCAINE

Cocaine is the substance with higher levels of adulteration. In 2015, 78% of all tested samples contained tampered cocaine. This percentage is slightly lower than the previous 3 years.

■ General Overview

624 tested samples

15% unadulterated samples

78% adulterated samples

7% samples without cocaine

■ Purity

The average concentration of cocaine in 92% of samples has been 55%. Purity levels detected in 2015 are slightly superior to the ones detected in 2014 (48%).

■ Adulteration

78% of tested samples contained adulterants and 7% contained other substances aiming to replace the effects of cocaine.

■ Risks of Adulterants

Local anesthetics (lidocaine, procaine, tetracaine, benzocaine, etc.): drugs that block the transmission of nerve impulses reducing the sensation of pain. Lidocaine is the most common anesthetic in dentistry and its duration of action is approximately 1½ hours. Procaine also produces an antihistamine effect. Depending on the route of administration, they tend to affect the nervous system (agitation, disjointed speech, talkativeness, restlessness, euphoria, nausea, vomiting, disorientation, tremors, convulsions, coma or respiratory arrest) and the cardiovascular system (hypotension, bradycardia or arrhythmias).

Phenacetin: Analgesic widely used in the past and withdrawn from the Spanish market because of its toxicity. It can cause liver toxicity. As with paracetamol, mixing it with alcohol should be avoided. In a small group of people may cause injured red blood cells, causing a lack of oxygen in tissues that can cause unconsciousness, respiratory depression or cardiac arrest. Chronic use is associated with nephrotoxicity which may occur with incontinence or pain. It is also associated with methemoglobinemia and seems to have carcinogenic potential. It's added to cocaine especially for its glossy appearance.

Levamisole: veterinary drug used as an antiparasitic. It has also been used in humans as adjuvant in chemotherapy. It increases the effects of cocaine. It can cause dizziness, nausea and diarrhea. Levamisole consumption maintained over time can cause a significant decrease in the number of white blood cells and make the user more vulnerable to catch infections. Other symptoms such as fever, muscle pain, headache, insomnia, dizziness and convulsions can appear.

■ Routes of administration

90% reported snorting cocaine. 6% of the users who had used it before the analysis said they had smoked it and a very small percentage of users reported injecting it or oral use.

■ Common Combinations

Cocaine is mainly combined with alcohol and cannabis.

■ Users

1.089 contacted users

84,5% were male with an average age of 30.

We can highlight that 78% reported acquiring their samples to someone they trusted. A low percentage had acquired it from strangers (in parties or previously).

SPEED

829 SAMPLES ANALYZED IN ENERGY CONTROL

SUBSTANCE PURITY



33%

AVERAGE
PURITY

99%
PUREST
SAMPLE

1%
LESS
PURE

MAIN ADULTERANTS

0,5% 4-MA

2% PARACETAMOL

15% DPIA

62% CAFFEINE

MIXES



41%
ALCOHOL



50%
MDMA

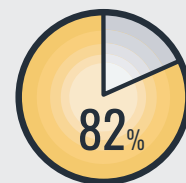
INTAKE METHOD



90%
SNIFFED

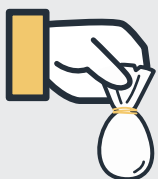
USERS

792
PEOPLE



29 YO
MEN

TIPO DE PROVEEDOR Y PRECIO MEDIO



64%
BOUGHT THEIR SAMPLES TO
TRUSTABLE DEALERS



17
€

This data is the result of drug testing results made by Energy Control in 2015 and may not represent accurately the actual Spanish drug market. More info in www.energycontrol.org

SPEED

Speed samples remain largely adulterated. In 2015, 71% of the analyzed samples were adulterated. Speed's adulteration has increased, breaking a trend that had been monitored since 2010, in which a slightly downward tendency was observed.

■ General Overview

829 tested samples

26% unadulterated samples

71% adulterated samples

3% samples without the expected substance

■ Purity

In 2015, the average concentration of amphetamine in speed samples was 33%, significantly lower than the one detected in 2014 (42%).

■ Adulteration

71% of speed samples were adulterated. Caffeine was the most frequent detected substance (in 62% of samples). 4% of all tested samples didn't contain amphetamine. Replacing amphetamine, during 2015, we detected samples containing only caffeine, a mixture of paracetamol and caffeine and other stimulants such as ephedrine, methamphetamine or cocaine.

In 2015 we continued to detect potentially toxic substances such as DPIA, N-formylamphetamine and 4-methylamphetamine, resulting from the synthesis process.

The synthesis' byproducts are not considered to be adulterants, because they're not intentionally added, but are active and can modify the effects of amphetamine.

■ Risks of Adulterants

Caffeine: stimulant. Slightly raises body temperature, breathing rate and the secretion of gastric acid. Big amounts can cause anxiety, irritability, insomnia, sweating, tachycardia and diarrhea.

DPIA (di-(β-phenyl isopropyl)-amine): substance derived from the synthesis of amphetamine when using the Leuckart method. Its toxicity and effects are unknown.

4-MA (4-methylamphetamine): amphetamine-type stimulant. It derives from the adulteration of the precursors used in the synthesis of amphetamine.

It has high toxic potential. Fortunately, the presence of this substance in samples of speed has decreased dramatically.

Paracetamol or acetaminophen: Analgesic and antipyretic of current use. In high doses it is toxic to the liver. Because alcohol also is metabolized by the liver, it should not be combined with Paracetamol as the risk of hepatotoxicity is increased.

■ Routes of administration

Speed is mainly snorted. A small percentage of those contacted reported oral use or injected.

■ Most Common Combinations

The two substances that are most commonly mixed with speed are alcohol and ecstasy. These three substances represent 91% of the reported mixtures.

■ Users

792 contacted users

82% male

Average age: 29

64% of samples were acquired to someone they trusted. 22% reported acquiring their samples to strangers (at a party or previously).

KETAMINE

263 SAMPLES ANALYZED IN ENERGY CONTROL

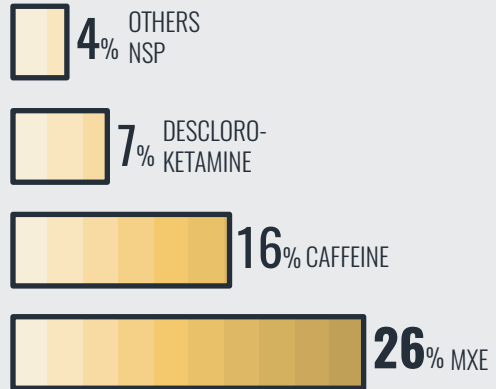
SUBSTANCE PURITY



67%
AVERAGE
PURITY

99% PUREST
SAMPLE | **3%** LESS
PURE

MAIN ADULTERANTS



MIXES



30%
MDMA



22%
ALCOHOL

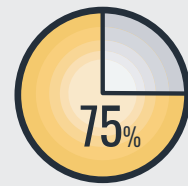
INTAKE METHOD



93%
SNIFFED

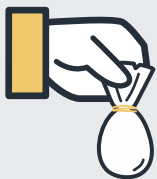
USERS

257
PEOPLE




29 YO
MEN

TYPE OF SOURCE AND AVERAGE PRICE



70%
BOUGHT THEIR SAMPLES TO
TRUSTABLE DEALERS



42€

This data is the result of drug testing results made by Energy Control in 2015 and may not represent accurately the actual Spanish drug market. More info in www.energycontrol.org

KETAMINE

40% of samples didn't contain ketamine; which represents a big increment since 2010 (8%). In 2015, 12% of ketamine samples were adulterated. This rate is lower than the one detected in 2014 (9%).

■ General Overview

263 tested samples

48% unadulterated samples

12% adulterated samples

40% samples that didn't contain ketamine

■ Purity

The average purity detected in 60% of all samples was 67%, very similar to last year (62%).

■ Adulteration

12% of samples were adulterated. 40% didn't contain ketamine (other psychoactive substances, replacing its effects, were detected). Following the trend of the past years, ketamine was mainly adulterated with new drugs.

■ Risk of Adulterants

Methoxetamine: Dissociative compound chemically similar to ketamine, with generally, longer and more intense effects.

Deschloroketamine: There are no references on this substance. We do not know what might be the consequences to the user's health. Several people who have consumed refer strange and different effects of ketamine. This substance has been detected in many samples sold as ketamine in Barcelona, the Balearic Islands, Madrid and Valladolid. It is likely that the distribution is widespread. Its use should be avoided, at least until more is known about its effects on human health.

In 2015, the adulteration and the presence of New Drugs replacing ketamine has increased noticeably.

■ Routes of administration

Ketamine is mostly snorted, although 7% of contacted users reported oral use.

■ Common Combinations

The substances that ketamine is most often mixed

with are alcohol and MDMA. 34% of those contacted reported combinations with stimulants like speed and cocaine.

■ Users

257 contacted users

75% male

Average age: 29 years old

The provider of ketamine samples was, in 70% of the cases, someone they knew. 21% of users have reported acquiring it to a stranger (at a party or previously).

LSD

263 SAMPLES ANALYZED IN ENERGY CONTROL

DOSAGE DETECTED



84 μg

AVERAGE
DOSAGE

323 μg HIGHER DOSAGE

2 μg LOWER DOSAGE

MAIN ADULTERANTS



MIXES




42%
ALCOHOL



32%
CANNABIS

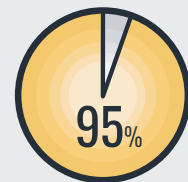
INTAKE METHOD



100%
ORAL

USERS

145
PEOPLE



30 YO
MEN

TYPE OF SOURCE AND AVERAGE PRICE



50% BOUGHT THEIR SAMPLES TO
TRUSTABLE DEALERS



50% BUY ON THE
INTERNET



8 €

This data is the result of drug testing results made by Energy Control in 2015 and may not represent accurately the actual Spanish drug market. More info in www.energycontrol.org

LSD

In 2015, most LSD samples were pure. 80% of tested samples contained unadulterated LSD. The presence of new hallucinogenic amphetamines replacing LSD has decreased regarding previous years.

General Overview

147 analyzed samples

80% unadulterated samples

3% adulterated samples

17% samples that didn't contain LSD

Doses

Average doses in blotters: 84 µg

Highest dose: 323 µg

Lowest dose: 2 µg

The average dose found in blotters (84 µg) is slightly inferior than the one detected in 2014 (93 µg). However, the highest dose detected in 2014 (229 µg) was significantly lower than the one detected in 2015 (323 µg).

Main adulterants

9%: 25x-NBOMe

4% DOC

Adulteration

The adulteration detected in the LSD samples consisted mainly in substitutions. 17% of samples didn't contain LSD and mostly presented psychedelic amphetamines (25xNBOMe, Dox...). These psychedelic substances have replaced LSD in 14% of samples. The presence of this kind of adulterants has diminished (24% in 2014).

Risk of Adulterants

DOC: hallucinogenic amphetamine that can produce different types of organic poisoning by stimulation, vasoconstriction of the arteries and other metabolic type problems. Contrary to what happens with LSD, which has virtually no toxicity on the body, this amphetamine overdose can cause

serious problems and even death.

25I-NBOMe, 25C-NBOMe, 25N-NBOMe (25x-NBOMe): psychedelics or hallucinogens. Its use as a psychoactive substance was first observed in 2010 so its health effects are unknown. There are reports of hospitalizations, deaths and overdoses related to these substances.

Routes of administration

Oral use reported by 100% of users.

Most common combinations

The two main substances that are mixed with LSD are alcohol (in 42% of cases) and cannabis (in 32% of cases).

Users

222 users contacted

95% male

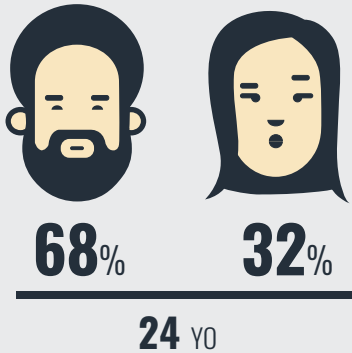
Average age: 30 years old

50% of samples acquired to someone they trusted. We can highlight that 50% has acquired it on the internet.


USERS

WHERE DO THEY GET IN TOUCH WITH US AND USER PROFILE

IN THE PARTY



EC HEADQUARTERS



HOW DO THEY KNEW US



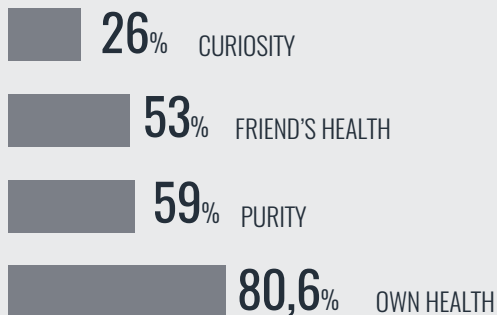
44%
FRIENDS TOLD
THEM

ACADEMIC LEVEL

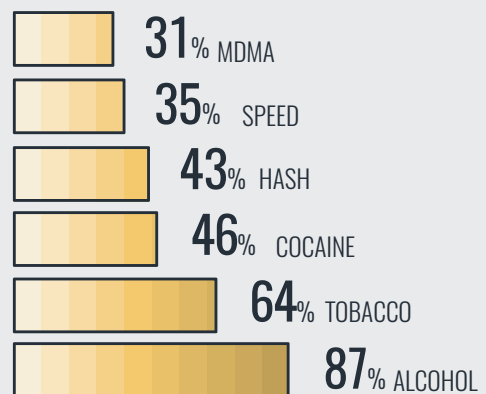


48%
UNIVERSITY
STUDIES

REASONS TO ANALYSE



CONSUMED SUBSTANCES DURING LAST MONTH



This data is the result of drug testing results made by Energy Control in 2015 and may not represent accurately the actual Spanish drug market. More info in www.energycontrol.org

PROFILE OF PEOPLE WHO ATTEND ENERGY CONTROL'S DRUG CHECKING SERVICE

During 2015, we contacted 5.366 people and we received 2.397 visits in our analysis services

■ Socio-demographic data

The profile of the person contacted in recreational settings differs slightly from that of the person who comes to our offices. In parties, we are mostly contacted by men (68%) and the average age is 24 years. At our headquarters, we are also visited mainly by men (80%), although they are older. The average age of the person who contacts us by visiting our headquarters is 32 years.

In 2015, 49% of visitors did so for the first time and nearly half of these had known us for their friends (45%). 31% had known the analysis service from internet and 20% at a party in an info-stand of Energy Control.

For 85% of them, it was the first time using a drug checking service. Almost half of these first visits (48%) had completed university studies.

63% of people who contacted us of the first time were currently employed and 11% were studying and working. 17% were students and 20% unemployed.

33% of people contacted for the first time lived with their families, 25% with a spouse, 19% with friends or roommates and 23% alone.

■ Reasons to analyze

Mostly because they care about their own health (81%) and the health of their friends (53%); also to know the quality and purity of what they consume (59%).

■ Substances consumed in the previous month

When analyzing the substances consumed in the previous month, we note that they have mainly consumed the most common drugs in recreational settings (alcohol, tobacco, cannabis, ecstasy, cocaine and speed). We can highlight that 15% of those contacted had used tranquilizers (benzodiazepines). The percentage of consumption of new psychoactive substances included in the categories of Research Chemicals (RCs) and Legal Highs is 7%.

■ Consumed substances when partying

86% of those contacted reported mixing various substances at parties. The most frequent combinations are alcohol (85%), cannabis (65%) and tobacco (63%) with a stimulant substance such as cocaine (35%), ecstasy (30%) and speed (29%). Also, 12% reported combining ketamine with a stimulant.

When parties end they continue consuming cannabis (52%), tobacco (46%) and alcohol (32%) although some people use stimulants like cocaine (17%) and speed (11%). Some people (6%) also reported using depressants such as ketamine and tranquilizers.

CONCLUSIONS

■ MORE SAMPLES AND MORE CONTACTED USERS

In 2015, we contacted 5.366 people and received 2.397 visits in our Drug Checking facilities. To our main headquarters, attend mostly men, with an average age of 32 years old and with university studies. In the previous month they've consumed the most used drugs in parties (alcohol, cannabis, ecstasy, cocaine and speed).

■ THE MOST ANALYZED DRUGS ARE THE ONES MOST CONSUMED AT PARTIES

As in previous years, the most tested samples in our Drug Checking Service match the ones most used in recreational contexts: ecstasy, cocaine and speed. Each of these substances varies considerably regarding purity levels and the number and types of adulterants. This means the users are not only facing the risks of the substances but also of their adulterants. The only way to know for sure the composition of a drug is to analyze it in a drug checking service.

■ WE CONTINUE TO GENERATE ALERTS FOR TOXICITY AND HIGH DOSAGES

In 2015 we casted 158 alerts. The alerts have been published when toxic substances or high dosages were detected. 78 pills with doses of MDMA superior to 150 mg were considered alerts. Toxic substances and New Drugs were reported to the national Early Warning System (SEAT). The number of alerts reported has increased over the years. In 2014, 11 substances were reported and in 2015, 49.

■ COCAINE REMAINS THE MOST ADULTERATED SUBSTANCE

Cocaine continues to be the most adulterated substance, although the adulterations rates are inferior when compared to previous years. We didn't detect any differences with previous years regarding the detected adulterants: caffeine, phenacetine, local anesthetics and levamisole. Speed also presented high rates of adulterations, although lower than previous years. Caffeine was detected in 62% of samples.

■ NEW DRUGS ARE STILL RISING

The amount and variety of the new drugs has been high. A total of 275 samples were analyzed, which allowed the identification of 81 different substances. The number of new drugs as adulterants of the most common illegal drugs has almost doubled compared with 2014.

■ COMBINATIONS VARY DEPENDING ON EACH SUBSTANCE

The provider of the substances and the most common combinations depends on the type of the substance. Regarding ecstasy it also varies depending on the format: the crystal form of ecstasy is mainly combined with speed and cannabis, whereas the pills are mainly mixed with alcohol.

AS'15



www.energycontrol.org